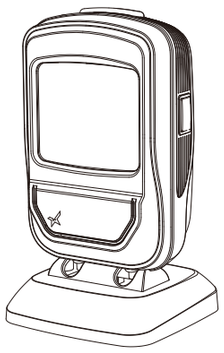

BSD-40U
Desktop Barcode Scanner
Quick Start

For the detailed user manual and additional information please visit:
www. starmicronics.com/help-center/

V2.0

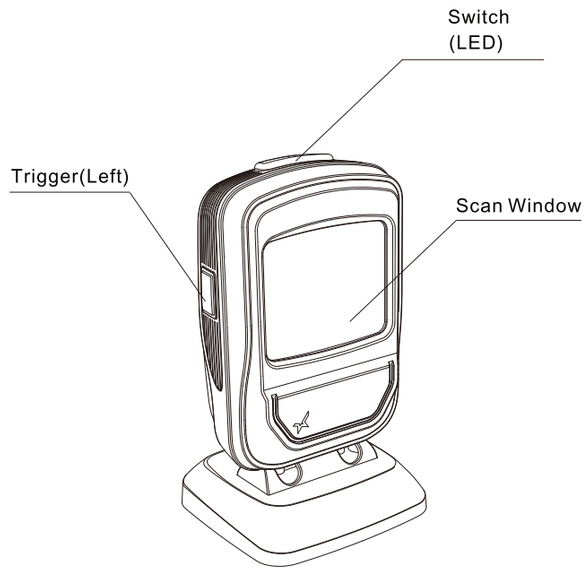

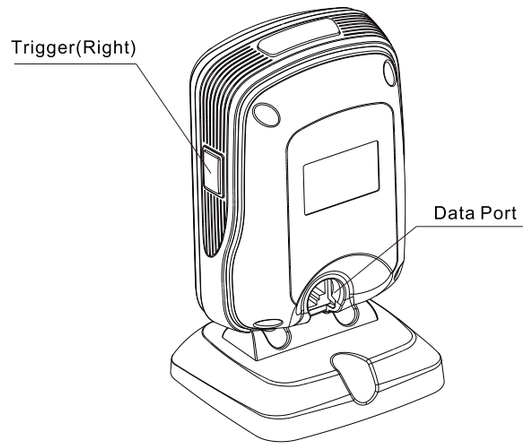

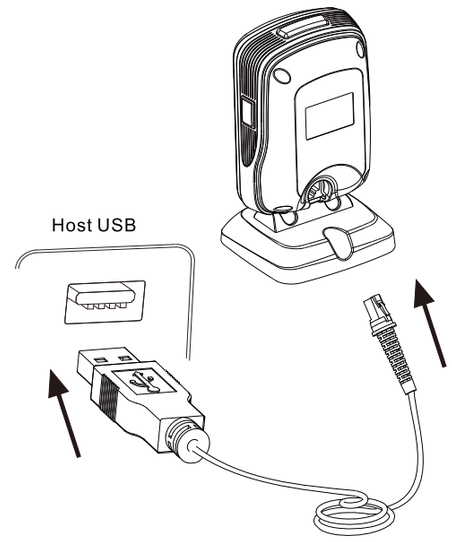

Note: The host refers to PC, POS or other terminal equipped with USB or RS-232 interface.

Sense scan mode:

Step 1: Connect the scanner to a host with the cable. Then the scanner will be powered on.

Step 2: Present the barcode on mobile phone screen or paper to the center of the scan window.

Step 3: For a successful read, the LED at the top of the scanner will flash once.

Note: You may press the Switch at the top of the scanner to toggle between the Normal mode (Green LED) and High Motion Tolerance mode (Red LED).

1.Use of Programming Barcodes

@SETUPE1
** 【Enter Setup】

@SETUPE0
【Exit Setup】

2. Factory Defaults

@FACDEF
【Restore All Factory Defaults】

3.USB Interface

@INTERF8
【USB CDC】

@INTERF3
【USB HID Keyboard】

4. Terminating Character Suffix

@TSUENA1
** 【Enable Terminating Character Suffix】

@TSUENA0
【Disable Terminating Character Suffix】

@TSUSET0D
** 【Terminating Character CR (0x0D)】

@TSUSET0D0A
【Terminating Character CRLF (0x0D, 0x0A)】

5. Scan Mode

@SCNMOD3
【Continuous Mode】

@SCNMOD2
【Sense Mode】

Troubleshooting

When the scanner is not working, please:

1. Ensure that all cable connections are secure and that only the supplied cables are used.
2. Ensure that the screen backlight is on when reading digital barcodes on a mobile phone and that the barcode is not defaced when reading it on paper. Wrinkled, soiled or torn barcodes might be unreadable.
3. Ensure that the barcode type is enabled.

Marking and European Economic Area (EEA)

Statement of Compliance

We hereby declares that this device is in compliance with the essential requirements and other relevant provisions of Directive 2014/53/EU.

The ventilation should not be impeded by covering the ventilation openings with items, such as newspapers, table-cloths, curtains, etc.;

This product max operating ambient temperate is 60 degree C.

⎓ Direct Current Symbol

Tested to comply with FCC Standards

FOR HOME OR OFFICE USE

Radio Frequency Interference Requirements

Radio Transmitters (Part 15)

This device complies with Part 15 of the FCC Rules.

Operation is subject to the following two conditions:

(1)This device may not cause harmful interference,and

(2)This device must accept any interference received, including interference that may cause undesired operation.

Note

This equipment has been tested and found to comply with the limits for a Class B digital device,pursuant to part 15 of the FCC Rules. These limits are designed to provide reasonable protection against harmful interference in a residential installation.

This equipment generates, uses and can radiate radio frequency energy and, if not installed and used in accordance with the instructions, may cause harmful interference to radio communications.

However, there is no guarantee that interference will not occur in a particular installation.

If this equipment does cause harmful interference to radio or television reception, which can be determined by turning the equipment off and on, the user is encouraged to try to correct the interference by one or more of the following measures:

- Reorient or relocate the receiving antenna.
- Increase the separation between the equipment and receiver.
- Connect the equipment into an outlet on a circuit different from that to which the receiver is connected.
- Consult the dealer or an experienced radio/ TV technician for help.

IC Statement

This device complies with Industry Canada license-exempt RSS standard(s).
Operation is subject to the following two conditions:
(1) this device may not cause interference, and
(2) this device must accept any interference, including interference that may cause undesired operation of the device.

Le présent appareil est conforme aux CNR d'Industrie Canada applicables aux appareils radio exempts de licence.
L'exploitation est autorisée aux deux conditions suivantes :
(1) l'appareil ne doit pas produire de brouillage, et
(2) l'utilisateur de l'appareil doit accepter tout brouillage radioélectrique subi, même si le brouillage est susceptible d'en compromettre le fonctionnement.

The device is compliance with RF field strength limits, users can obtain Canadian information on RF exposure and compliance.

Le présent appareil est conforme de ce matériel aux conformités ou aux limites d'intensité de champ RF, les utilisateurs peuvent sur l'exposition aux radiofréquences et la conformité d'acquérir les informations correspondante.

This Class B digital apparatus complies with Canadian ICES-003.

Cet appareil numérique de la classe B est conforme à la norme NMB-003 du Canada.
CAN ICES-003 (B)/NMB-003(B)

RECYCLING:

This product bears the selective sorting symbol for Waste electrical and electronic equipment (WEEE).
This means that this product must be handled pursuant to European directive 2012/19/EU in order to be recycled or dismantled to minimize its impact on the environment.

PN

BSD-40U BLK PN: 37950900
BSD-40U WHT PN: 37950910